

SAF/GM



SAF/GM

The function of the Aston Seals SAF/GM wiper ring is to prevent introduction of dust, dirt and foreign matter into the system. This is achieved by a special wiper lip which produces a very effective cleaning action, prevents the development of scores, protects the guiding parts and extends the service life of the axial moving rod seals.

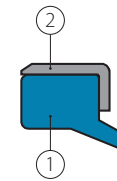
A flush fitting with the outside diameter of the metal cage prevents moisture from entering the groove.

The material used to produce the wiper element is a polyurethane compound that ensures excellent properties in case of dry run, an increased wear-resistance and an extended service life due to good resistance against

ozone and radiation caused by weather conditions.

- Easy construction housing
- Tight fit in the groove
- Extended service life
- Low cost solution
- Excellent wear-resistance
- Space-saving construction

MATERIAL



① **Type** Polyurethane
Designation SEALPUR 93
Hardness 93 °ShA

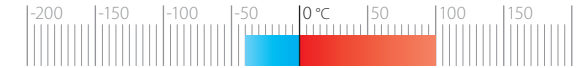
② **Type** Not alloyed steel

FIELD OF APPLICATION

Speed
 ≤ 0.8 m/s



Temperature
 -40°C ÷ +100°C



Fluids

Hydraulic oils (mineral oil based)
 For other fluids contact our technical department

SURFACE ROUGHNESS

Dynamic surface Suitable for rod seal system
Static surface Ra ≤ 1.6 μm Rt ≤ 6.3 μm

LEAD-IN CHAMFERS

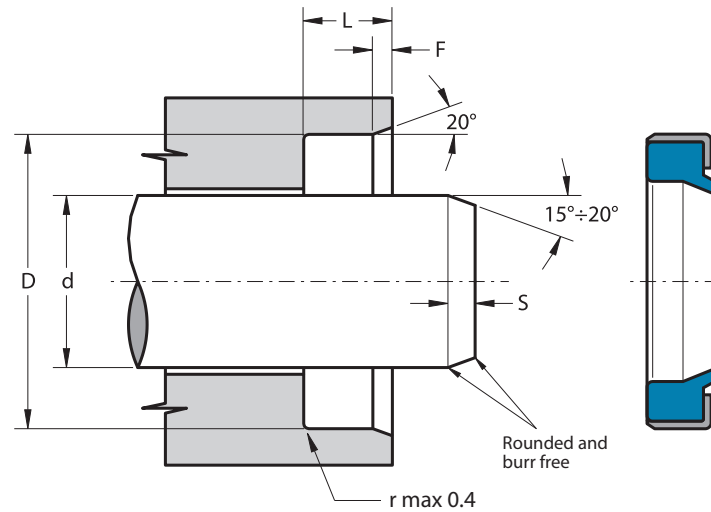
d	Smin
less 100	5 mm
100÷200	7 mm
over 200	10 mm

Pay attention to the groove "D" diameter because, if larger, the wiper could be ejected during work.

Any pressure loads on the back of the rings should be avoided.
 Sharp edges and burrs within the installation area must be removed.

The above data are maximum values, they may be maintained for short periods and can not be used at the same time simultaneously.

SAF/GM



Part.	d ^{f7}	D ^{H8}	L ^{+0.2}	F
SAF 14 22 4.5/GM	14	22	4.5	0.5
SAF 15 23 4.5/GM	15	23	4.5	0.5
SAF 16 22 4.5/GM	16	22	4.5	0.5
SAF 16 24 4.5/GM	16	24	4.5	0.5
SAF 16 26 5/GM	16	26	5.0	0.5
SAF 18 26 4.5/GM	18	26	4.5	0.5
SAF 20 30 4/GM	20	30	4.0	0.5
SAF 20 30 6/GM	20	30	6.0	0.8
SAF 22 32 5/GM	22	32	5.0	0.8
SAF 25 35 6/GM	25	35	6.0	0.8
SAF 28 38 6/GM	28	38	6.0	0.8
SAF 30 40 5/GM	30	40	5.0	0.8
SAF 30 40 6/GM	30	40	6.0	0.8
SAF 32 42 6/GM	32	42	6.0	0.8
SAF 35 45 6/GM	35	45	6.0	0.8
SAF 36 46 6/GM	36	46	6.0	0.8
SAF 40 50 6/GM	40	50	6.0	0.8

Part.	d ^{f7}	D ^{H8}	L ^{+0.2}	F
SAF 42 52 6/GM	42	52	6.0	0.8
SAF 42 52 7/GM	42	52	7.0	0.8
SAF 45 55 6/GM	45	55	6.0	0.8
SAF 50 60 6/GM	50	60	6.0	0.8
SAF 50 60 7/GM	50	60	7.0	0.8
SAF 52 62 7/GM	52	62	7.0	0.8
SAF 55 65 5/GM	55	65	5.0	0.8
SAF 55 65 6/GM	55	65	6.0	0.8
SAF 60 70 6/GM	60	70	6.0	0.8
SAF 65 75 6/GM	65	75	6.0	0.8
SAF 65 79 8/GM	65	79	8.0	0.8
SAF 70 80 7/GM	70	80	7.0	0.8

Inch sizes

SAF 1000 1375 0187/GM	25.4	34.93	4.75	0.8
-----------------------	------	-------	------	-----